

MLC

Semi-Metal USB

Generation 3EL

HERMIT-E Series

Semi-Metal USB Flash Disk Generation 3EL

Document No. : 100-xMUFD-HECTMB3EL

Version No. : 01V3

Date : MAY 2017



ISO 9001 : 2015 CERTIFIED



Product Features

■ Flash IC

- TOSHIBA 15nm NAND Flash IC.
- Multi-Level Cell (MLC) management

■ Compatibility

- Compliant to the USB 3.1 standard
- Implements USB 3.1 Gen1 (SuperSpeed 5Gbps).
- Supports Full Speed, High Speed and Super Speed transmission
- USB mass storage device class (MSC)
- USB Attached SCSI (UASP) support

■ Additional Capabilities

- hyMapR Flash Translation Layer offering class-leading random write performance, minimal write amplification, and highest endurance for random usage profiles (e.g. JEDEC Enterprise)
- S.M.A.R.T.¹ (Self-Monitoring, Analysis and Reporting Technology) feature set support.
- AES-128 and AES-256 support with CBC and XTS modes, high performance on-the-fly encryption /decryption
- Configurable Early-Acknowledge to avoid any data loss during power fail.

■ Mechanical

- Semi-metal casing
- USB 3.1 standard A interface
- Dimension: 62.1 x 17.6 x 8.4 (+/- 0.1mm).
- Weight: 15.00 g / 0.53 o.z.

■ Power

- Operating Voltage 5V(+/-) 5%
- Read Mode: 154mA (max.)
- Write Mode: 174A (max.)
- Idle Mode: 39mA (max.)

■ Performance (Maximum value)^{2, 3, 4}

- Sequential Read (1GB Data): 97 MB/sec.
- Sequential Write (1GB Data): 70 MB/sec.
- 4KB Random Read (QD32): 10 MB/sec.
- 4KB Random Write (QD32): 6 MB/sec.
- Random Read latency time: 0.149 ms.
- Random Write latency time: 1.172 ms.

■ Capacity

- 8GB, 16GB, 32GB, 64GB, 128GB, 256GB
512GB

■ Reliability

- **TBW:** Up to 125TBW at 512GB Capacity. (JESD-218/219A)
- **MTBF:** ≥ 2,000,000 hours.
- **ECC Scheme:** up to 96 bits error correction in 1K Byte data
- **Temperature:** (Operating)
Standard Grade: 0°C ~ +70°C
Wide Temp. Grade: -40°C ~ +85°C
- **Vibration:** 15G (70Hz~2000Hz).
- **Shock:** 1500G (1ms)

■ Certifications and Declarations

- **Certifications:** CE & FCC
- **Declarations:** RoHS2 & REACH


Remarks:

1. Support official S.M.A.R.T. Utility.
2. Typical I/O performance numbers as measured fresh-out-of-the-box (FOB) using IOMeter with a queue depth of 32
3. Performance values vary by capacity

Order Information

1. Part Number List

◆ APRO Semi-Metal USB 3.1 Flash Disk – HERMIT-E Series

| Product Picture | Grade | Standard grade (0°C ~ 70°C) | Wide Temp Grade (-40°C ~ +85°C) |
|---|-------|-----------------------------|-----------------------------------|
|  | 8GB | SMUFD008G-HECTMB3EL(/C) | WMUFD008G-HECTMB3ELC |
| | 16GB | SMUFD016G-HECTMB3EL(/C) | WMUFD016G-HECTMB3ELC |
| | 32GB | SMUFD032G-HECTMB3EL(/C) | WMUFD032G-HECTMB3ELC |
| | 64GB | SMUFD064G-HECTMB3EL(/C) | WMUFD064G-HECTMB3ELC |
| | 128GB | SMUFD128G-HECTMB3EL(/C) | WMUFD128G-HECTMB3ELC |
| | 256GB | SMUFD256G-HECTMB3EL(/C) | WMUFD256G-HECTMB3ELC |
| | 512GB | SMUFD512G-HECTMB3EL(/C) | WMUFD512G-HECTMB3ELC |
| | | | |

Notes:

C : Special conformal coating treated on whole PCBA which may support industrial grade operating temperature -40°C ~ +85°C

2. Part Number Decoder:

X1 X2 X3 X4 X5 X6 X7 X8 X9 X11 X12 X13 X14 X15 X16 - Z1 Z2 Z3 - C

X1 : Grade

S: Standard Grade – operating temp. 0° C ~ 70 ° C

W: Wide Temp Grade- operating temp. -40° C ~ +85 ° C

X2 : The material of case

M : Semi-metal

X3 X4 X5 : Product category

UFD : USB Flash Disk

X6 X7 X8 X9 : Capacity

| | | | |
|--------------|------|--------------|-------|
| 008G: | 8GB | 064G: | 64GB |
| 016G: | 16GB | 128G: | 128GB |
| 032G: | 32GB | 256G: | 256GB |
| | | 512G: | 512GB |

X11 : Controller

H : HERMIT Series

X12 : Controller version

A, B, C.....

X13 : Controller Grade

C : Commercial grade

X14 : Flash IC

T : Toshiba NAND Flash IC

X15 X16: Flash IC grade / Type

M : MLC-NAND Flash IC

B : 15 nm

Z1 Z2 Z3: Flash IC

3EL: Generation 3EL Housing

C : Reserved for specific requirement

C : Conformal-coating

Revision History

| Revision | Description | Date |
|----------|---|------------|
| 1.0 | Initial release. | 2017/04/05 |
| 1.1 | Typo correction: | 2017/05/12 |
| | 4KB Random Write latency time | |
| | Page number correction | |
| 1.2 | Data transfer rate & ECC Number correction. | 2017/05/25 |
| 1.3 | Add. 512GB Capacity | 2017/10/23 |

Contents

| | |
|--|----|
| Product Features | 2 |
| Order Information | 3 |
| 1. Part Number List..... | 3 |
| 2. Part Number Decoder:..... | 3 |
| Revision History | 4 |
| Contents | 5 |
| 1. Introduction | 6 |
| 1.1. Scope | 7 |
| 1.2. Flash Management Technology - Dynamic, Static, and Global Leveling..... | 7 |
| 1.3. Power Fail Robustness | 7 |
| 1.4. No external DRAM no capacitor | 7 |
| 1.5. Reliable Write | 7 |
| 2. Product Specifications..... | 8 |
| 2.1. System Environmental Specifications..... | 8 |
| 2.2. System Power Requirements | 8 |
| 2.3. System Performance..... | 8 |
| 2.4. System Reliability..... | 9 |
| 2.5. Physical Specifications | 9 |
| 2.5.1. Conformal coating..... | 11 |
| 3. Interface Description..... | 11 |
| 3.1. APRO Semi-Metal USB 3.1 Flash Disk Type A male interface | 11 |
| 3.2. Pin Assignments..... | 12 |
| Appendix A: Limited Warranty | 13 |

1. Introduction

APRO MLC Semi-Metal USB Flash Disk Generation 3EL HERMIT-E Series, is specified as USB 3.1 Gen1 (SuperSpeed 5Gbps) Device, Mass Storage Class; USB-IF (USB Implementers Forum), WHQL (Window Hardware Quality Labs). In addition to being as a removable storage device, MUFD HERMIT-E Series can also be configured as a bootable disk for system recovery. Also, its random access performance exceed the minimum requirement of Windows/Linux/VxWorks/QNX Embedded operating system, in which randomly access blocks of information are saved into MUFD - Generation 3EL for boosting up the average performance. They are available in 8GB, 16GB, 32GB, 64GB, 128GB, 256GB and 512GB capacities by Toshiba 15-nm MLC Flash IC.

APRO MLC Semi-Metal USB - Generation 3EL HERMIT-E Series also offers unique customization for OEM customers by laser carvings.

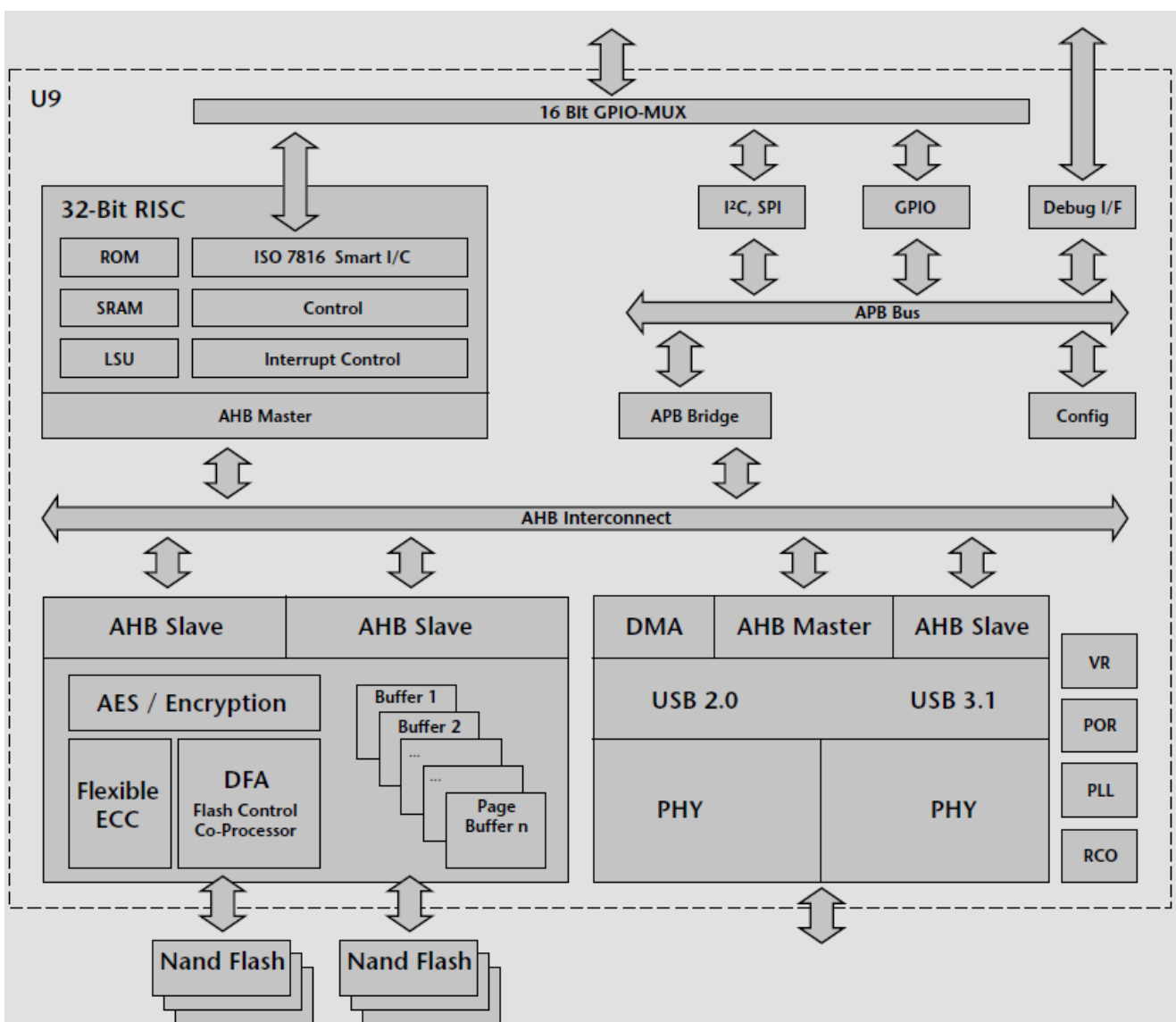


Figure 1: APRO MLC Semi-metal USB 3.1 Flash Disk HERMIT-E Series controller block diagram

1.1. Scope

This document describes features, specifications and installation guide of APRO Semi-Metal USB 3.1 Flash Disk HERMIT-E Series. In the appendix, there provides order information, warranty policy, RMA/DOA procedure for the most convenient reference.

1.2. Flash Management Technology - Dynamic, Static, and Global Leveling

Wear Levelling (WL) is used to systematically utilize all Flash blocks of the system equally in terms of consuming their individual write-erase-cycle endurance budget. hyMap® supports dynamic, static, and global Wear levelling. Dynamic WL requires no copy-overhead but alone would be limited to blocks not containing data. Static WL includes also those blocks containing data. Static data is relocated if needed. This WL activity is triggered at predefined threshold levels. Also these routines are executed in the background and interrupted in case of higher priority host commands.

Global WL refers to the procedure of involving all blocks (user blocks, management blocks, free blocks) of a device and is not limited to flash chips for instance. Generally, the WL algorithm selects a block with the lowest erase count from a pool of unused blocks to be written to (dynamic WL). At some point formerly used blocks enter the pool of unused blocks again as a result of the garbage collection. When a block enters the pool of unused blocks, its erase counter value is compared with the lowest erase counter value of all used blocks (global WL). If the difference exceeds a configurable threshold, the data of a used block with lowest erase count is moved into the block that just became unused and the used block with lowest erase count enters the pool of unused blocks instead (static WL).

The threshold is configurable and defines the granularity and the spread between the block(s) with the “lowest erase counts” and the “highest erase counts”. Within hyMap® this is called Adaptive Wear Levelling.

1.3. Power Fail Robustness

Generally, all HERMIT-E Series UFD proved voltage sensing capability and as soon as a power down is recognized, the controller is reset and the flash is write-protected. A log of all recent flash transactions is kept. Should the latest data be corrupt, the controller will recover the latest valid entry before that last failed write.

1.4. No external DRAM no capacitor

All mapping information is reliably stored on the flash. No external DRAM is used to store vital mapping information in volatile memory and no external capacitor is needed to make sure that DRAM content is stored in the Flash in case of a power fail situation. Hence, there is no additional reliability risk and endurance impact related to implementing these additional components.

1.5. Reliable Write

hyMap® is targeted to making MLC Flash as reliable as possible. Since two logical MLC Flash pages are physically correlated, it is possible to destroy data of an older page by writing another new one within the same block (paired pages).hyMap® applies Reliable Write to cope with this occurrence and in order to make MLC power-fail safe.

Note: Detail information of hyMap® technology, please contact with your distributor.

2. Product Specifications

For all the following specifications, values are defined at ambient temperature and nominal supply voltage unless otherwise stated.

2.1. System Environmental Specifications

Table 1: Environmental Specification

| APRO Semi-Metal USB 3.1 Flash Disk | | Standard Grade | Wide Temp Grade |
|------------------------------------|----------------------------|---|----------------------|
| HERMIT-E Series | | SMUFDxxxG-HECTMB3EL | WMUFDxxxG-HECTMB3ELC |
| Temperature | Operating: | 0°C ~ +70°C | -40°C ~ +85°C |
| | Non-operating: | -20°C ~ +80°C | -50°C ~ +95°C |
| Humidity | Operating & Non-operating: | 85% / 95% RH None-Operating | |
| Vibration | Frequency/Displacement: | 20Hz ~ 70 Hz, 1.52mm / X, Y, Z axis/60 min for each | |
| | Frequency/Acceleration: | 70Hz ~ 2000 Hz, 15G / X, Y, Z axis/60 min for each | |
| Shock | Operating & Non-operating: | 0.5ms, 1500 G, 3 axes | |
| Electrostatic Discharge (ESD) | Temperature: | 24°C | |
| | Relative Humidity: | 49% (RH) | |
| | +/-4KV: | Device functions are affected, but EUT will be back to its normal or operational state automatically. | |

2.2. System Power Requirements

Table 2: Power Requirement

| APRO Semi-Metal USB 3.1 Flash Disk HERMIT-E Series | | |
|--|----------------|--------------------|
| DC Input Voltage (VCC) | | 5V±5% |
| +5V Current (Maximum average value) | Reading Mode : | 178mA (512GB max.) |
| | Writing Mode : | 185mA (512GB max.) |
| | Idle Mode : | 40mA (512GB max.) |

2.3. System Performance

Table 3: System Performances

| Data Transfer Mode supporting | | USB 3.0 Super Speed 5Gbps (USB 3.1 Gen1) | | | | | | |
|-------------------------------|--------------------------------|--|------|------|------|-------|-------|-------|
| Maximum Performance | Capacity | 8GB | 16GB | 32GB | 64GB | 128GB | 256GB | 512GB |
| | Sequential Read (MB/s) | 30 | 30 | 30 | 70 | 70 | 75 | 97 |
| | Sequential Write (MB/s) | 23 | 23 | 23 | 60 | 60 | 64 | 70 |
| | 4KB Random Read (MB/s) (QD32) | 10 | 10 | 10 | 9 | 9 | 10 | 10 |
| | 4KB Random Write (MB/s) (QD32) | 5 | 5 | 5 | 6 | 6 | 6 | 6 |

Note: The performance was measured using CrystalDiskMark by file size 1000MB (QD32).

2.4. System Reliability

Table 4: System Reliability

| | | | |
|---------------------------------|--------------|---------------------------------|------------------------------|
| Wear-leveling Algorithms | | Global Wear-leveling | |
| Bad Block Management | | Supportive | |
| ECC Technology | | 96 bits per 1K bytes | |
| Endurance | | TBW (Tera Bytes Written) | Estimated Life (Year) |
| Capacity | 8GB | 1.9 | 0.7 /8GB write per day |
| | 16GB | 3.9 | 1.3 /8GB write per day |
| | 32GB | 7.8 | 2.7 /8GB write per day |
| | 64GB | 15.6 | 5.3 /8GB write per day |
| | 128GB | 31.2 | 10.7 /8GB write per day |
| | 256GB | 62.5 | 21.4 /8GB write per day |
| | 512GB | 125 | 42.8 /8GB write per day |

Note:

- TBW value calculation is based on JEDEC JESD218A & 219A standards.
- The endurance of disk could be varying based on user behavior, NAND endurance cycles, and write amplification factor. It is not guaranteed by flash vendor.

2.5. Physical Specifications

Refer to Table 5 and see Figure 2 for Semi-Metal USB 3.1 Flash Disk G3EL HERMIT-E Series physical specifications and dimensions.

Table 5: Physical Specifications

| | |
|-------------------|---------------------|
| Length: | 62.1 mm / 2.44 in. |
| Width: | 17.6 mm / 0.69 in. |
| Thickness: | 8.4 mm / 0.33 in. |
| Weight: | 15.00 g / 0.53 o.z. |

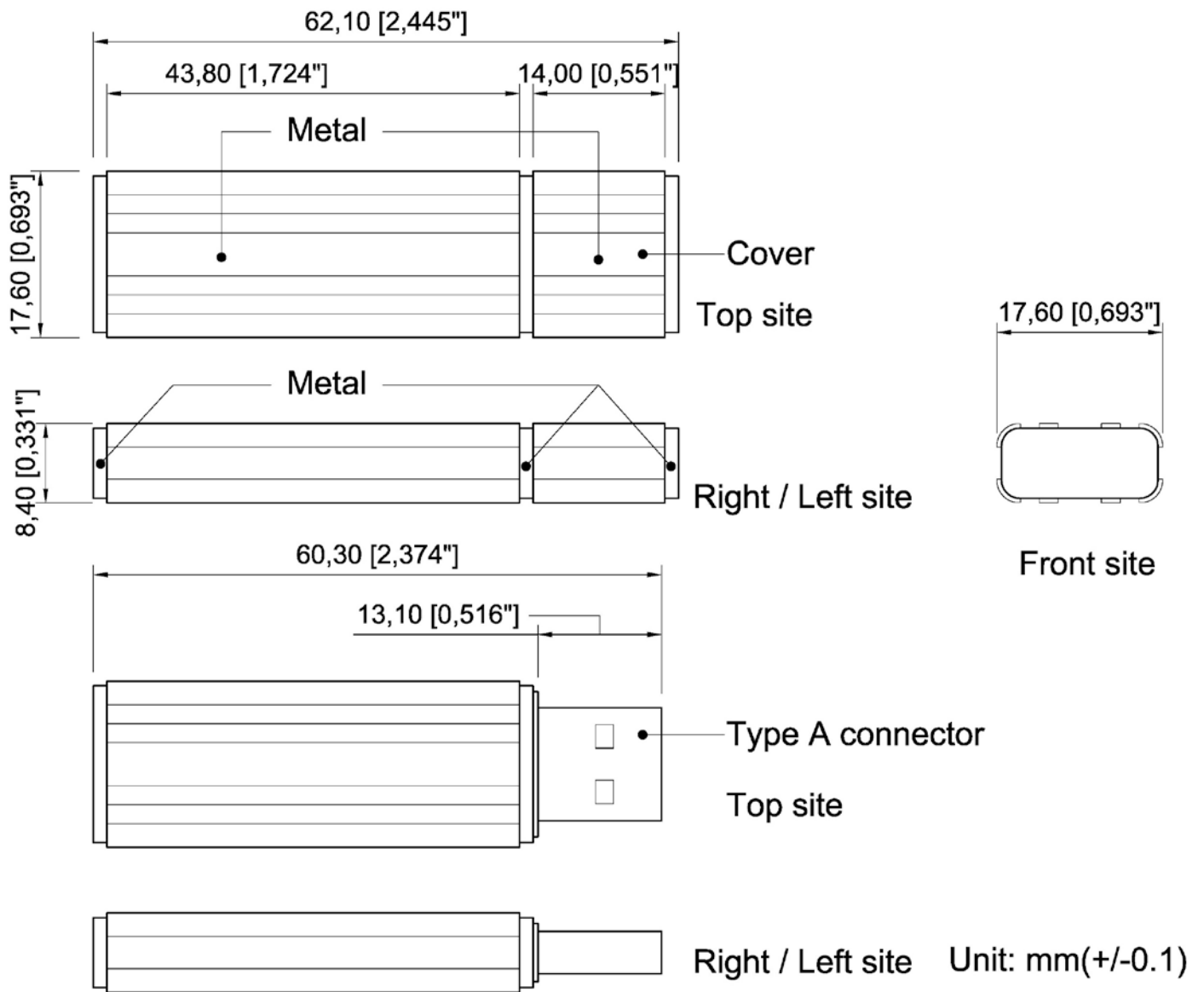


Figure 2: APRO Semi-Metal USB 3.1 Flash Disk HERMIT-E Series G3EL Dimension

2.5.1. Conformal coating

Conformal coating is a protective, dielectric coating designed to conform to the surface of an assembled printed circuit board. Commonly used conformal coatings include silicone, acrylic, urethane and epoxy. APRO applies only silicone on APRO storage products upon requested especially by customers. The type of silicone coating features good thermal shock resistance due to flexibility. It is also easy to apply and repair.

Conformal coating offers protection of circuitry from moisture, fungus, dust and corrosion caused by extreme environments. It also prevents damage from those Flash storages handling during construction, installation and use, and reduces mechanical stress on components and protects from thermal shock. The greatest advantage of conformal coating is to allow greater component density due to increased dielectric strength between conductors.

APRO uses MIL-I-46058C silicon conformal coating

3. Interface Description

3.1. APRO Semi-Metal USB 3.1 Flash Disk Type A male interface

APRO Semi-Metal USB 3.1 Flash Disk is equipped with standard 9 pins USB 3.1 Type A male connector.

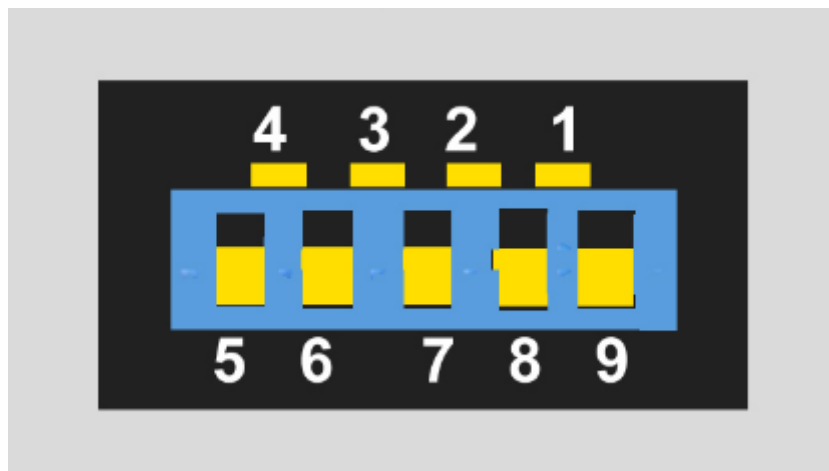


Figure 3: The Type A male connector of APRO Semi-Metal USB 3.1 Flash Disk

3.2. Pin Assignments

There are total of 9 pins in the signal segment. The pin assignments are listed in below table 6.

Table 6 - Pin Assignments

| Name | Type | Description |
|------|------------|---|
| 1 | VBUS | Power |
| 2 | D- | USB2.0 Differential Pair |
| 3 | D+ | |
| 4 | GND | Ground for power return |
| 5 | StdA_SSRX- | Super-speed transmitter differential pair |
| 6 | StdA_SSRX+ | |
| 7 | GND_DRAIN | Ground for signal return |
| 8 | StdA_SSTX- | Super-speed receiver differential pair |
| 9 | StdA_SSTX+ | |

Appendix A: Limited Warranty

APRO warrants your MLC Semi-Metal USB 3.1 Flash Disk G3EL HERMIT-E Series against defects in material and workmanship for the life of the drive. The warranty is void in the case of misuse, accident, alteration, improper installation, misapplication or the result of unauthorized service or repair. The implied warranties of merchantability and fitness for a particular purpose, and all other warranties, expressed or implied, except as set forth in this warranty, shall not apply to the products delivered. In no event shall APRO be liable for any lost profits, lost savings or other incidental or consequential damages arising out of the use of, or inability to use, this product.

BEFORE RETURNING PRODUCT, A RETURN MATERIAL AUTHORIZATION (RMA) MUST BE OBTAINED FROM APRO.

Product shall be returned to APRO with shipping prepaid. If the product fails to conform based on customers' purchasing orders, APRO will reimburse customers for the transportation charges incurred.

WARRANTY PERIOD:

- **MLC (Standard grade / Wide temp. grade) 2 years / Within 3K Erasing Counts**

The warranty period is able to extend. Please contact APRO and/or Your APRO distributors for more information.

APRO

This document is for information use only and is **subject to change without prior notice**. APRO Co., Ltd. assumes no responsibility for any errors that may appear in this document, nor for incidental or consequential damages resulting from the furnishing, performance or use of this material. No part of this document may be reproduced, transmitted, transcribed, stored in a retrievable manner or translated into any language or computer language, in any form or by any means, electronic, mechanical, magnetic, optical, chemical, manual or otherwise, without the prior written consent of an officer of APRO Co., Ltd.

All parts of the APRO documentation are protected by copyright law and all rights are reserved.

APRO and the APRO logo are registered trademarks of APRO Co., Ltd.

hyMap® Copyright Hyperstone GmbH

Product names mentioned herein are for identification purposes only and may be trademarks and/or registered trademarks of their respective companies.

© 2017 APRO Corporation. All rights reserved